



FEBRUARY 2024

GUADALUPE GARDENER

A monthly publication of the Guadalupe County Master Gardeners in cooperation with the Texas A&M AgriLifeExtension, Guadalupe County

Reminders for February

- We are in search of a Communication Director. (Formerly Publicity Director)
- Mentors are needed for the new class!
- There is still a need for volunteers to record events.
- Seed Exchange Wednesdays in the AgriLife library!

Letter from the President	2-4
This Month's Meeting	5
Membership Corner	6- 16
T-Shirts	17
Ask the Master Gardeners	18
Facebook	19
Wandering Gardeners	20-21
NPSOT Meeting	22
Continuing Education	23-31
Special Volunteer Opportunities	32-37
Volunteer Opportunities	39-42
Member Services	43-44



Letter from the President

Hello my gardening friends!



My name is Sarah Puckett and I am your Master Gardener President for 2024! It's February and it's the month of love! We are Master Gardeners because we love gardening and sharing about gardening. For me, I know how much my family really loves me because they put so many hours into helping get the garden going for the year. What do we normally do in February? A little bit of everything and that's what makes February such a fun gardening month, at least in my opinion. Where we live, the weather can vary drastically day to day and year to year. This requires you to be flexible on what days you do tasks, but there are a few things that stay the same year to year.

In the years that we were able to plant a winter garden, now has been the prime time for **harvesting and preserving**. I think it's all so beautiful because it's between the harsh winter and the summer. The colors are vibrant and normally there are less pests.



(*On the left you'll see a giant Kohlrabi. This was our first time growing this wonderful plant. My kids were amazed at it's size!)



Another task for us this time of year? **Garden preparation!** That can be anything from pulling old plants, adding new compost/dirt/mulch, to building new structures! One year we were able to order a truckbed of dirt! It was cheaper and great quality but my HOA where we lived at the time did not appreciate the mound of dirt in my driveway for about a week. If I hadn't already done it, I get out my tools and make sure they're clean and ready for the year.

Letter from the President



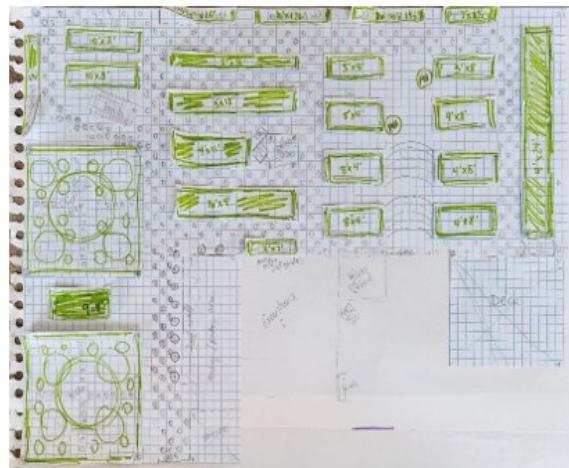
(*Pictured above. On the left was our backyard in February where we used to live in a subdivision. The picture on the right is where we live now in La Vernia. Here my dad is helping put up a fence with a gate to keep out the deer!)



Perhaps my favorite part of this time of year is the **new plants!** I prune my fig trees and make sure to propagate them so the cuttings don't go to waste! Some years I am able to grow them under grow lights and some years we go shopping!



Some people might choose to plan their garden and *then* plant their seeds. I like to plant and see what makes it and see what's at the nurseries *before* I **plan my garden**. You do whatever works best for you. I personally do a mixture of companion planting, food forests, and traditional gardening. I'm hoping to add some hydroponics either this year or next.



Letter from the President



This February I hope you get your hands dirty, get you and your garden back in shape, and grab some friends and family to help (because it's always better with company)! Don't forget to **be prepared in case Texas weather throws in some extra freezes!** As I look back in my pictures, there's always a couple of hard freezes that we had to wrap everything back up in.

One of the sayings I hear that makes me smile every time I hear it is *"the best gardeners have killed the most plants."* Remember that some years gardens fail and that's okay. There are so many factors that can make a garden succeed or fail and many of them are uncontrollable. If your garden didn't do as well last year as you'd hoped, I'm here to remind you that this year can be different. Take what you learned from last year and make the necessary changes. Have fun and share the love of gardening this year with your communities! Make sure to check out our calendars to see what events we have going on this month to help you do just that! **If you need to reach me, the best way is by text. My number is 972-768-6558. You can also email me at sparrowpuckett@gmail.com.**



See you soon and happy gardening!

Sarah Puckett, 2024 President

(*P.S. I'm a photographer and take pictures during our journey of gardening together as a family. Since I'm newer to the group, I want you to get to know me a little bit through the photographs.)

This Month's Meeting



GCMG MONTHLY MEETING

Introducing...



Andy Blair
Biologist

Topic: Soil Health & Drought Resiliency

When: Thursday, February 15, 2024

Time: 7:00 – 8:00 pm

Location: AgriLife Extension Office, 210 Live Oak Street in Seguin

Bring a Friend!



Membership Corner



GCMG

SOCIAL MEDIA

Don't forget to follow GCMG on social media accounts listed below:



@GCMASTERGARDENER



**GUADALUPE COUNTY
MASTER GARDENERS**

EMAIL ME

*Please email me at:
gcmgtx.socials@gmail.com*



Membership Corner

January Meeting & Awards



2024 President Sarah Puckett



Sarah with Denise Leverich



500 Hours Club for 2023: Tom Richardson

Membership Corner



200 Hours Club for 2023: Paul Prince, Beth Henry, Wendy Salazar, Kay McElveen, Janice Nobles, Anne Ottenad, Rodney Burton, and Ernestine Sykes - Not in the Photo



300 Hours Club for 2023: Sarah Puckett, Brenda Smith, Beth Smith, Mark Bollinger, Paul Carter, David Koepp - Not in the Photo and Ann Odvody - Not in the Photo

Membership Corner



400 Hours Club for 2023

**Denise Levernch
Pam Younger
April Ripple
Melinda Lucas**




1,000 Hour Club!!! Congratulations Bill



500 Hour Club!! Sarah with Tim Steele




Membership Corner



Membership Corner

Congratulations Kathleen Smith!

Master Gardener of the Season



Membership Corner

Total certified members: 136

Congratulations to our gift card winners!

Door prize - Valerie Bartonek; Volunteer drawing - Celeste Rance

Members with 5+ Volunteer Hours in December (board members are not eligible):

Brenda Smith	Mark Mullen	Welta Burris
Paul Carter	Diana Hard	Kay Cover
Pam Younger	Beth Henry	April Rippel
Joyce Friesenhahn	Melinda Lucas	Alejandro Montero
Rodney Burton	Kay McElveen	Dale Odvody
Ann Odvody	Anne Ottenad	Paul Prince
Cathy Mladenka	Janice Knobles	Tim Steele
Roblyn Mabry	Connie Meade	Ernestine Sykes
Judy Sims	Celeste Rance	

Congratulations to the following members for their well-deserved recognition:

Years of Service Awards

YOS	Name	Start year
20	Polly Ruppert	2003
15	Kathy Carroll	2008
15	Janice Jadwin	2008
15	Sandy Tremaine Black	2008
10	Marvin Borth	2013
10	Welta Burris	2013
10	Lisa Foss	2013
10	Cynthia Lyssy	2013
10	Janet Magee	2013
5	Colleen Collier	2018
5	George Hurd	2018
5	Kathy Johnson	2018
5	Carol Mullen	2018
5	Caye Powada	2018
5	Kathleen Smith	2018

Membership Corner

100 Hour Club for 2023:

Sharon Cooper
Connie Meade
Diana Hard

Thomas Richardson
Kay Cover

Kimberley Riggs
Caroline Moody

200 Hour Club for 2023:

Beth Henry
Ernestine Sykes
Kay McElveen

Paul Prince
Wendy Salazar
Janice Knobles

Rodney Burton
Anne Ottenad

300 Hour Club for 2023:

Sarah Puckett
Mark Bollinger
Ann Odvody

David Koepp
Paul Carter

Beth Smith
Brenda Smith

400 Hour Club for 2023:

Pam Younger
April Rippel

Melinda Lucas
Denise Leverich

500 Hour Club for 2023:

Tim Steele

600 Hour Club for 2023:

Mark Mullen

700 Hour Club for 2023:

Dale Odvody

1,000 Hour Club for 2023:

Bill Nodine



Is there someone you'd like to recognize for making a difference? You can award a starfish to another person at the beginning of the business meeting when we call for Starfish nominations. If you don't want to speak, you can ask a board member before the meeting to present it for you.

Congratulations to the January Recipients, Brenda Smith and Wendy Salazar!

Membership Corner

Info from April from January's class on Herbs

Thank you everyone that attended the GCMG January Monthly Membership Meeting, it was great to see all of you and to share information on how to use your herbs.

A few questions were asked at the end of the lecture, I'd like to share the answers with you as they were good questions. "Can any type of marigolds be used to make calendula oil" (recipe below). Regular pot marigolds should be used (*Calendula officinalis*). Some of the marigolds, like French Marigolds, won't have the vitamins, antioxidants, & medicinal properties found in plain ole pot marigolds.

Another question was asked about the names of teas that you can find at most any grocery store and what they are historically good for. Apologies that the slide was a bit off and didn't show the first few letters of the tea name. Below is the list of teas.

Lastly, several attendees asked for the culinary recipes to be posted in our wonderful GCMG monthly newsletter, and of course, I am happy to share! So here you go, and please keep the herb questions coming! April Rippel, (830) 433-2218, adrippel@gmail.com

To Make Calendula Oil:

Pack a clean, glass jar with fresh or dried calendula petals (if using fresh, let them sit uncovered for 12 hours to remove moisture). Pour oil over the petals, making sure they are covered by 1 inch. Stir or shake well. Cap tightly, label & date. Keep in a sunny spot & shake once a day for 4-6 weeks. Strain the oil, discarding the petals and re-bottle the oil. Calendula oil made from calendula *officinalis* has antiseptic, anti-fungal, and anti-inflammatory properties. ([Herbs That Clean and Calm](#)).

If using for culinary purposes use any of your favorite oils that you normally use in your recipes. Olive oil and avocado oils are excellent choices.

If you are using your calendula oil for medicinal purposes or to make your own beauty products, good oil choices are grapeseed oil, jojoba oil, sweet almond oil, rosehip seed oil, argan oil, and safflower oil. Empty the contents of one Vitamin E capsule into the oil to serve as a preservative. Use within one year. According to the Chestnut School of Herbs, Calendula Oil can be used externally for rashes, sunburn, swelling, eczema, acne, stings, wounds, burns, scrapes, chicken pox, cold sores, etc.

Commonly found teas and their historical uses:

Green tea – thought to fend off inflammation and certain chronic diseases

Black tea – One study found that regularly drinking black tea was associated with a lower risk of developing a neurocognitive disorder, such as dementia in the elderly, particularly for elderly women

Oolong Tea – May contribute to healthier cholesterol levels

Chamomile – May aid sleep and support immunity

Ginger tea – May help treat nausea and vomiting

Membership Corner

Peppermint tea – Associated with a healthy digestive system

Hibiscus tea – Thought to lower blood pressure, cholesterol, blood sugar, body fat, and helps with iron deficiencies

Fennel Tea – Thought to help relax digestive muscles to help with bowel regularity, & IBS. Also, may help ease menopause symptoms

Moringa – Antioxidant-rich, believed to have a unique ability to reduce inflammation, speed healing, aid in digestion, enhance energy levels, and assist in weight loss. It is being studied for relief of arthritis, gout, stomach upset, diarrhea, nausea, & the common cold

Herb Salad Dressing:

3/4 cup Olive Oil

¼ cup Apple Cider Vinegar

½ tsp. salt (optional)

Freshly ground Black Pepper to taste

¼ tsp Dry Mustard

1 Tbsp. Tarragon (fresh or dried)

1 Tbsp. Dill (fresh or dried)

1 Tbsp. Basil (fresh or dried)

Add all ingredients together, mixing well. Let stand in the fridge at least 3 days for the flavors to meld.

Yield: 1 Cup, use on salads or as a marinade

Dorothy Veirs, "Celebrating Herbs", Arkansas Unit of the Herb Society of America

Different Herbs for making pesto:

Cilantro Jalapeno Pesto – almonds, cilantro, jalapeno, garlic, salt & pepper to taste, extra virgin olive oil.

Parsley Pesto – parsley leaves, basil leaves, extra virgin olive oil, dry roasted & unsalted pistachios, parmesan cheese, salt & pepper to taste.

Mint Pesto – mint leaves, parmesan cheese, extra virgin olive oil, pine nuts, fresh garlic cloves, salt & pepper to taste.

Basil Pesto – roasted pine nuts, fresh lemon juice, garlic cloves, basil leaves, extra virgin olive oil, parmesan cheese, salt & pepper to taste.

Experiment with the measurements, make small batches, vary the ingredients, variety is the spice of life! If you've never made a pesto, find a basic recipe, and then use the above ingredients. Have fun!

Membership Corner

Chai tea for good health:

- 1 cup water
- 2 thin slices of fresh ginger (unpeeled)
- 2 cardamon pods
- ½ stick of cinnamon
- 3 black peppercorns
- 2 whole cloves

Place all in a small pan & simmer for 10 minutes. Strain into a cup, add a tea bag (green tea) & let steep for a few minutes until cool enough to sip. Add honey to taste & frothed milk (traditional) if desired.

Learningherbs.com

Energy Boost Power Paste:

- 1 cup Honey
- ½ cup organic black strap molasses
- 3 Tbsp. each of dried – astragalus & American ginseng
- 1 tsp. of cinnamon
- ½ tsp. each of dried – ground cardamom and powdered ginger

Mix all ingredients well, if paste is too thick add a bit of concentrated fruit juice (like cranberry or black cherry). Store in refrigerator indefinitely.

Use spread on toast, add to oatmeal, put in tea, or just lick from the spoon.

Learningherbs.com

Herbal Smoothie

Make tea with fresh or dried herbs; use a single herb tea or your favorite tea blend. Burdock, chamomile, elder flower, ginger, lemon balm, lemon verbena, mint, oatstaw, orange peel, rose hips, moringa, etc.

Strain the herbs from the tea.

Put the tea in a blender.

Add fresh or frozen fruit. Examples: Blueberries, bananas, strawberries, peaches, etc.

If using fresh fruit, add small handful of ice.

Add fresh herbs. Examples: Basil, cilantro, Calendula petals, dandelion greens, lemon balm, parsley, mint, rose petals, etc.

Add yogurt or milk of choice (optional). You can also use almond milk, soy milk, etc.

Blend everything well in the blender.

Master Gardener T-Shirts

All sizes are now available for the GCMG T-Shirts! If you would like to order your shirt on-line, to ensure getting your size, and/or to have it mailed, please go to: <https://www.gcmgtx.org/TShirts.html> to place your order. Click on the T-shirt option on the left menu of the website. Or come to the monthly membership meeting or Lunch & Learn lecture to purchase in person.

Cash prices for the Blue GCMG t-shirts are:

Small - XL = \$10.00

2XL = \$12.00

3XL = \$14.00

If you pay with a credit card or order on-line:

Small - XL = \$11.00

2XL = \$13.00

3XL = \$15.00

T-shirts are available at our regular GCMG lectures and Lunch & Learns. You can also pick them up at 4037 Stockdale Hwy., Seguin, TX on Mondays through Fridays, 8am-5pm. Call (830) 433-2218 for more info. These T-shirts are royal blue with the new Guadalupe County Master Logo in white on the front and they are 100% cotton. Wearing these shirts makes it easy for patrons to identify you as a GCMG volunteer at plant sales/parks/gardens/booths and other GCMG sanctioned events. Get yours today and proudly show that you are a Guadalupe County Master Gardener! Thank you for supporting the GCMGs!

Fundraiser T-Shirts

The green GCMG fundraiser t-shirts have been restocked and all sizes are available. Sizes small – 3XL are all \$25 each and all profits go directly towards GCMG educational programs and projects.

These 100% cotton, green t-shirts can be worn by you or anyone you know that wants to support our non-profit organization. These make great gifts!

The fundraiser t-shirts are available at all Lunch & Learns and monthly Membership Meetings. You may also shop at 4037 Stockdale Hwy., Seguin, open most days from 8:00 a.m. – 4:30 p.m. Or shop on-line at: www.GCMGTX.org Look down the left menu until you see: GCMG and “Proud to Support” T-Shirts Purchase Here, click on it and shop, shipping available.



Ask the Master Gardeners.

Clara Mae Marcotte is a Texas Master Gardener with Texas A&M AgriLife Extension. If you have a question to be answered, call the Master Gardeners at 830-379-1972 or leave a message to be answered. The website is guadalupecountymastergardeners.org. The Master Gardener research library is open Wednesdays from 2:00 p.m. until 4:00 p.m., or as needed, by scheduling, and is located at 210 East Live Oak Street in Seguin.

Q: I saw tomato plants in my garden center's greenhouse. Is it time to buy and plant them now?

A: Normally we would look at last year's final freeze date to plan for this year. The last freeze at my house last year was February 12; in 2022 it was March 13; and in 2021 it was February 22. With a spread of temperatures like that, it is hard to plan. If you garden in a small way, such as with containers, go ahead and buy your tomato plants. Put each in a one gallon pot of soil, and place the pots on your wagon or garden cart. Then you can put them in the sun during the day, and when the nights are below 50, pull them back into your garage or house. Then when it is time to plant in the ground, your tomato plants will have great root systems.

Q: May I prune my roses now? I have heard that February is the time to do that.

A: I've always been told to prune roses on Valentine's Day. It is certainly an easy way to remember. Doug Welsh, Extension Horticulturist, suggests pruning each bush to a height of 18 to 24 inches, leaving only four to six main canes, with each facing outward. The bush should look like an upside down umbrella. If you have old fashioned roses, prune about one third of the plant's height. Be sure to remove old blooms, prune off damaged, diseased, or dead leaves, twigs, or blooms, and clean up the old rose debris under the plant to help with future disease problems.

Q: When can I plant spring flowers?

A: You should probably wait for the last freeze, although many of our cool season annuals made it through January. My snapdragons at the library look dreadful as do some of the flowering kale. But the kale in the back planter look like they will make it. My snapdragons at home, however, look great as does my kale. If you don't mind planting again in a few months' time, you might go ahead and put in a few cool season annuals now, such as alyssum, calendula, dianthus, pansy, sweet pea, and violas. Then, when the heat hits, plant your vinca, zinnias, marigold, petunias and other warm-season annuals.

Q: What time of year are trees, shrubs and vines fertilized?

A: Welsh says February is a good time to fertilize them so that nutrients can be absorbed by the roots in preparation for spring growth.

Q: My bluebonnets are up all around my mailbox. Should I be doing something to them?

A: You might hand pull weeds. I put flags around mine so that no one mows or walks on the area. Also, don't fertilize. Bluebonnets manage on their own by nitrogen fixation. Bacterium form nodules on the roots of the bluebonnet and are able to convert atmospheric nitrogen to a form usable by the plant.



GCMG FACEBOOK COMMUNITY

We added 16 new members. Welcome all.
They want to learn how to grow vegetables, herbs, and what types of soil are needed for them.

Prune your roses after Valentine's Day.

Monthly Funny:
Why are roses so good at problem solving?
They nip it in the bud.

Thank you for your posts. You are greatly appreciated.
We learn from each other.
Enjoy your gardens.

Take care,
Kathy Adams



The Wandering Gardeners

Medjugorje

By Joyce Friesenhahn

This past September I had the privilege of visiting the village of Medjugorje which is nestled between Bosnia and Croatia. The people there are poor but proud. It is the most peaceful place I have ever encountered.

The orchards and gardens were thriving. Each day we enjoyed eating from their daily harvest of fruits and vegetables. Grapes, figs, peaches, plums and other berries were served daily. Vegetables included cucumbers, tomatoes, several varieties of squash, eggplant and more. In the evenings we could enjoy the homemade grape wines.

The yards were immaculate with the most beautiful flowers and trees. We saw many olive tree orchards and vineyards as we traveled through the countryside.

This pilgrimage was a true blessing for me.



The Wandering Gardeners



It's your turn to be a wandering gardener!

Have you visited a garden that wowed you and you would like to share it with others? Please submit your short article of three or four short paragraphs, in Word format, and up to 8 of your favorite photos that you took during your visit, to Melinda Lucas at MelJLucas78218@Gmail.com. Please only submit photos that you personally took in order to avoid copyright issues.

The submissions will be put in order by how they are received, and you will be notified what month the article will be published. .

There are many wonderful places to visit and enjoy. Happy traveling.

Melinda J Lucas
Newsletter Publisher

Continuing Education

NPSOT - GUADALUPE CHAPTER MEETING



Asclepias texana A. Heller, "Texas Milkweed"
Photograph by Marcus, Joseph A.

"The Magic of Milkweed" by Lee Marlowe

Milkweeds are amazing plants that host caterpillars of the Monarch butterfly and other species. In addition to being larval host plants, milkweeds serve an important role as nectar plants for a wide variety of insects. Individual milkweed plants are often teeming with life, serving as small, unique ecosystems within a landscape. Lee will discuss the importance of native milkweeds, share photos showing a close look at some of the many creatures interconnected with milkweed, and provide tips on how to care for milkweed in your landscape.

Lee Marlowe is a restoration ecologist with over 20 years of professional experience working in the field of ecological restoration and natural resource management including sustainable landscape practices and applications. Her expertise includes the use of native plants to provide wildlife habitat, water quality benefits and aesthetic beauty in landscapes of all sizes. She is an avid native plant gardener and currently serves as the Sustainable Landscape Ecologist for the San Antonio River Authority and President of the San Antonio Chapter of the Native Plant Society of Texas.

February 13, 2024 7:00 PM

St. John Lutheran Church

600 S Center St, Marion, TX 78124



**NATIVE PLANT SOCIETY OF TEXAS – GUADALUPE
CHAPTER**

<https://www.npsot.org/chapters/guadalupe/>

Facebook: Guadalupe Chapter, Native Plant Society of Texas



Continuing Education



Hosted by **Guadalupe County Master Gardeners**
Texas A&M AgriLife Extension Service

Presents: Growing Herbs in Texas

Bring your favorite lunch and learn from one of our Guadalupe County Master Gardeners at this free seminar and open to the Public.

Learn to grow your own herbs from seeds and other propagation methods. How and where to place your herbs for companion planting, fragrance, pest control, & landscaping.

February 14, 2024, from 12:00 – 1:00 pm

AgriLife Building, 210 E. Live
Oak, Seguin, Tx 78155



Guest Speaker April Rippel

April has been a Guadalupe County Master Gardener for over 9 years. She is one of our own. She started gardening at an early age, helping in her grandmother's garden in SW Oklahoma. She holds her graduate's degree from Central Michigan University and is a Veteran of the US Navy. She is a very active member of Our Master Gardener Organization and has served as President, Committee Chair for the Guadalupe County Fair, Yulefest, Kingsberry Fest, GCMG T-shirt sales, socials, and Ask-a Master Gardener Booth at educational booths, local events, and schools. She is an active MG Class Coordinator and certified Master Herbalist, and a Certified Food Handling Manager.

The Texas AgriLife Extension Service provides equal access in its programs, activities, education, and employment, without regard to race, color, sex, religion, national origin, disability, age, genetic information, veterans' status, sexual orientation, or gender identity.

Continuing Education

The 2024 MG Classes are currently underway, and are being held from 9:00 a.m. to 1:00 p.m. every Tuesday for the next 3 months.

As always, certified master gardeners and interns are welcome to sit in on any of the classes to refresh their knowledge and earn continuing education hours. The only class you cannot attend is the propagation class on **March 26th**. The **propagation class is for current students only - Class 39**.

If you would like to sit in to review a class, all we ask is that you notify one of the class-coordinators, ahead of time, in order for us to make seating arrangements and to provide you with any handouts that the speaker is using. The class coordinators typically make copies of the handouts a week ahead of time, if you would like to attend, please contact April, Paul or Tim at the email or phone number listed below and let them know at least one week in advance, more is ideal.

April Rippel
GCMG Class Co-coordinator
adrappel@gmail.com
(830) 433-2218

Paul Carter
GCMG Class Co-coordinator
mepcarter11@gmail.com
(830) 481-0817

Tim Steele
GCMG Class Co-coordinator
tlscowboys@hotmail.com
(210) 385-2219



Continuing Education

Save-the-Dates!

Texas Master Gardener Conferences 2024 and 2025!



Mark your calendars for these exciting virtual conferences that are set to deliver enriching experiences right to your screen, in your own space.

2024 State Master Gardener Conference

April 22-24, 2024

"Blooming Together"

Join us for two days of engaging presentations from horticulture leaders, experts, seasoned professionals and garden enthusiasts.

2025 International Master Gardener Conference

August 25-28, 2025

"There is No Planet B"

Texas was chosen to host the next international conference. Be part of this global experience!

Continuing Education

- Explore gardening in The Great Beyond
- Discover horticulture traditions from around the world
- Explore sustainable and innovative techniques
- Navigate the future of gardening in a changing world
- Be inspired by virtual tours of renowned gardens
- Learn how small efforts are transforming local environments

* There will not be a state conference this year. We're extending the invite to the international Extension Master Gardener community around the world.

The mission of the Extension Master Gardener Program is to provide quality and relevant horticulture education to the people of Texas.

WHY VIRTUAL?

We understand that people love to get together, fellowship and share their own perspectives and experiences. However, our focus is providing educational content to the greatest number of people possible.

- Accessibility - ability to reach a significantly broader audience and procure higher priced speakers.
- Cost-effective - the event is accessible to a wider range of participants. Many Master Gardeners find the >\$1500 cost to attend an in-person international conference to be cost prohibitive. Less than 0.28% of Texas Master Gardeners attended the recent conference in Kansas.
- Flexible and convenient; watch when you want to watch.
- Reduced environmental impact.
- Expanded reach and extended lifespan.
- Faster dissemination of information.
- Ability to enjoy all sessions and speakers for four months post-conference.
- Overcomes physical limitations and time constraints.



The Texas Master Gardener Program

2024/2025

Continuing Education

2024 SPRING YOUTH GARDENS EDUCATOR TRAINING

Saturday, March 23, 2024
7:50am - 12:30pm
San Antonio Botanical Garden
555 Funston Place
San Antonio, TX 78209
\$40 - General
\$20 - Title 1 Schools

This training was developed for
volunteers, educators, and
teachers in support of Youth
Gardening in the classroom.

**DEADLINE FOR REGISTRATION
IS SUNDAY, MARCH 17TH**

For questions, contact
andres.villagran@ag.tamu.edu



Texas A&M AgriLife Extension Service is an equal opportunity employer and program provider. Texas A&M AgriLife Extension Service provides equal opportunities in its programs and employment to all persons, regardless of race, color, sex, religion, national origin, disability, age, genetic information, veteran status, sexual orientation, or gender identity. The Texas A&M University System, U.S. Department of Agriculture, and the County Commissioners Courts of Texas Cooperating.

Continuing Education

Earth-Kind On-Line Master Gardener Training

If you need hours, or want to learn more about growing plants, please check out the Earth-Kind® On-Line Master Gardener Training, by clicking [.https://aggie-horticulture.tamu.edu/earthkind/training/](https://aggie-horticulture.tamu.edu/earthkind/training/) and then choosing the topics that you are interested in.

This program is designed to provide information on a variety of environmentally friendly (Earth-Kind®) practices for use in the home landscape and garden. As your interest and knowledge in this area grows you will have an increased awareness of the many programs, practices and activities that are Earth-Kind®.

Texas Master Gardeners can select from any of these on-line modules to obtain up to 3 hours of recertification education credits in a calendar year. Each module is worth 1 hour of credit. Master Gardeners are not encouraged to seek recertification credit for training modules they have completed in previous years.

Progress through the training program is tracked “on-line” and the results for each completed module are automatically forwarded to your county Master Gardener Coordinator.

Participation in the Earth-Kind® On-Line Master Gardener Training will assist Texas AgriLife Extension Service to promote principles and practices that help conserve and protect our state’s valuable natural resources. Working together we can create a healthy and sustainable environment.

Continuing Education

Please check out the following websites for Continuing Education opportunities:

- Lady Bird Johnson Wildflower Center, Austin TX <https://www.wildflower.org/events/2024-02/>
- Plant Party 9: Planting a Seed worth 1.5 hrs https://youtu.be/DFi7_JZUzoY
- The Natural Gardener, 8646 Old Bee Caves Rd, Austin, TX <https://tngaustin.com/classes/202402>
- San Antonio Botanical Gardens, San Antonio, TX <https://www.sabot.org/calendar/>
- Rainbow Gardens, San Antonio, TX <https://www.rainbowgardens.biz/events/>
- Green Jays Garden Center, 100 Elm Grove Rd, Seguin, TX <https://www.greenjaygardens.com/basic-01> (please check website for classes and details).
- Bexar County Master Gardeners, San Antonio, TX has quite a few upcoming continuing education opportunities. Please check out the list below and sign up at: <https://bexarmg.org/events/2024-02/>

Extension programs educate Texans in the areas of agriculture, environmental stewardship, health and wellness, youth and adult life skills, human capital and leadership, and community economic development and offers the knowledge resources of the land-grant university system to educate Guadalupe County residents for self-improvement, individual action and community problem solving. Texas A&M AgriLife Extension is a statewide educational agency and a member of the Texas A&M University System (TAMUS), linked in a unique partnership with the nationwide Cooperative Extension System and Texas county governments. The following videos are for your viewing and completion of CE Hours.

Home Garden Series: https://www.youtube.com/playlist?list=PLjqPKX68x1S5BK_6TGI_LYle3_XUiPjzz

Horticulture & Gardening Webinar Series with David Rodriguez:

<https://www.youtube.com/playlist?list=PLjqPKX68x1S4J6Urb7-JiyXOCT7Mhtats>

Entomology Webinar Series with Molly Keck:

https://www.youtube.com/playlist?list=PLjqPKX68x1S50uWVbqYzV3k2nfmxeA_9g

Continuing Education

There are many wonderful and informative Youtube videos by Wizzie Brown and others that are available. Each count as one hour of Continuing Education. Check out some of the following:


- “Entomophagy” by Wizzie Brown <https://youtu.be/Nd9lZnAYKdk>
- “Kissing Bugs” by Wizzie Brown https://youtu.be/u1vW_BgoxZY
- “Managing Mosquitos” by Wizzie Brown <https://www.youtube.com/watch?v=95H0aMKQTOU>
- “Controlling Drain Flies, house flies and Fungus Gnats” by Wizzie Brown https://youtu.be/6fKN9_JRrQ
- “Trees and Tree Care” by Mary Beth Parsons <https://www.youtube.com/watch?v=Q2UJWi5Cr84>
- “Getting your Roses Ready for Spring” by Peggy Jones : <https://www.youtube.com/watch?v=DdHVg-1848M>
- “Red Imported Fire Ant Management” by Wizzie Brown: https://youtu.be/aN_Rzm4m7KU
- “Fleas” by Wizzie Brown: <https://youtu.be/Cpy6AGbC9sY>
- “Turf Entomology” by Wizzie Brown: <https://youtu.be/gKTeoz7EnGw>
- “Bed Bugs” by Wizzie Brown: <https://youtu.be/l8Apq7AllNk>
- “Spider ID” by Wizzie Brown: https://youtu.be/5_xmBOgoMF4
- “Arachnids other than Spiders” by Wizzie Brown: <https://youtu.be/Via1jYHGCI>
- “Insects to watch for” by Wizzie Brown: <https://youtu.be/G31-9N9RoZw>
- “Insect Damage” by Wizzie Brown: <https://youtu.be/9oeGiE6BpRM>
- “Pesticide Safety” by Wizzie Brown: <https://youtu.be/fUY2zqpNNcl>
- “Stinging Anthropods of Summer” by Wizzie Brown: <https://youtu.be/a9lbZxP8Txs>
- “Summer Insects: Pests for Hot Dry Conditions” by Wizzie Brown: https://youtu.be/QCvBu_t_CEE
- “Rose Insects” by Wizzie Brown: https://youtu.be/xvrR4X_dRzM
- “vermiculture” by Peter Joseph Hernandez: <https://youtu.be/azWVXveYt9k>
- “Herbology Witching Spells Part 1” From the Master Naturalists: <https://youtu.be/-ZpGxGhPclo>
- “Herbology Witching Spells, Part 2” From the Master Naturalists: https://youtu.be/YgYfqW_VP9w

Continuing Education



Spring Seminar 2024

"Texas GARDEN Safari – Weather or Not"



Dr. John Nielsen-Gammon
Drought, Flood, Heat, Cold: The Challenges with Texas Weather

Dr. Larry Sunn and Dr. Steven Grainger
Rainwater Harvesting

Jeff Pavlat
Impact of Weather on Cacti and Succulents

Skip Richter
Protecting Landscapes and Gardens from Frosts and Freezes

Thursday, March 7, 2024, 8am-4pm

New Braunfels Civic/Convention Center
375 S. Castell Avenue, New Braunfels, TX 78130

\$65

\$65

Special Volunteer Hours

Hello Gardeners,

Thank you so much for your volunteer efforts in Yr 2023! Can you believe that the total number of volunteer hours added up to 14,415 hrs and with 5,534 pounds of produce for food pantries across Guadalupe County and surrounding areas. This is a result of dedicated Master Gardeners who volunteer their time, hard work and dedication to this organization!

On the following two pages you will find the most updated GCMG Approved Projects, Gardens, and Parks for Year 2024. This document gets updated periodically with new projects/gardens/parks. It will always be uploaded in VMS under **General Information>Docs/Newsletter>Document Type>Other.** The Volunteer report is uploaded as well. You will also find the BINGO challenge (with rules/instructions). Please take some time to review the rules and get ready to win prizes!

Thank you again for your commitment to this organization!

Please let me know if you have any questions. I can be reached at mariag75@gmail.com.

Maria Dykes

GCMG Volunteer Director

"And into the Garden I go, to lose my mind and find my soul!"

Special Volunteer Hours

GCMG Volunteer Bingo 2024 Rules

1. Bingo space must be initialed and dated (by you) and your volunteer hour(s) must be recorded on the VMS website to be counted. A minimum of one volunteer hour at a time, per project is required.
2. Complete five in a row for a BINGO (diagonal, horizontal, vertical). You may turn in your completed and signed BINGO card to receive a prize. Volunteer hours will be verified by the Membership Director.
3. Once a completed BINGO card is turned in, you may start another BINGO card. All eligible cards must be turned in by the end of the calendar year.
4. BONUS GAME: If you wish to hold onto your BINGO card to try for a "blackout" BINGO, in addition to a one row prize, a larger prize will be awarded. A blackout BINGO is where every space is filled. You will also be granted full bragging rights.

NOTE: One of the BINGO spaces is to give a Lunch & Learn Presentation. There are a limited number of months eligible for presentations in 2024. Please contact Bill Nodine, Education Director, if you wish to give a Lunch & Learn Presentation this year. Bill must approve your topic and assign the month for your presentation. Backup presenters are needed in case the scheduled presenter cancels, please contact Bill for availability.

5. If you wish to work on more than one BINGO, but not a BONUS GAME, please use more than one BINGO card.

*See the Volunteer Director or VMS for additional BINGO cards.

Everyone can be a winner!

Special Volunteer Hours

2024 GCMG VOLUNTEER

B I N G O

Big Red Barn Garden Workday (Seguin)	Master Gardener Library (Seguin)	Schlather Park Pollinator Garden (Cibolo)	Plant Sale Booth (Fall)	Guadalupe County Demonstration Garden (Schertz) (Tues. & Fri.)
Independence Day Parade float (Seguin)	St. Andrew's Park (Seguin) (Wed.)	Yule Fest Booth (Seguin) (Sun. – Dec.)	Gutierrez Garden Park (Schertz)	Plant Sale Booth (Spring)
LaVernia Primary School Gardens (LaVernia)	Garden Grow Team (date & location varies)	Player's Choice (choose any GCMG approved project, garden, or park)	Polley Mansion Heritage Garden (LaVernia)	Creech Prairie Farm Workday (Floresville)
GC Fair Pumpkin Decorating Booth (Seguin – Oct.)	Growing Futures Garden (New Braunfels)	Guadalupe County Fair MG Booth (Seguin – Oct.)	Christmas Tree Decorating Project (Seguin)	Christian Cupboard Garden (Seguin)
Marion Veteran's Community Park (Marion)	Big Red Barn School Tours (Seguin)	Kingsbury Fall Festival Booth (Kingsbury) (Nov.)	Give a Lunch & Learn Presentation (Seguin)	MG Social Planning Committee (Summer or Winter)

Prizes: Five in a Row = GCMG T-shirt or gift card or surprise gift

Fill in the whole card = \$50 gift card

Special Volunteer Hours

GCMG Approved Projects, Gardens, & Parks for 2024

1. Big Red Barn Garden
390 Cordova Rd., Seguin, TX
POC: Janice Knobles, jmknobles@yahoo.com
2. Big Red Barn Kiosk
390 Cordova Rd., Seguin, TX
POC: Ernestine Sykes ejackson.svkes@gmail.com
3. Christian Cupboard Garden
516 N. Camp, Seguin, TX
POC: Kay McElveen hkavmcelveen@gmail.com
4. Christmas Tree Project (Nov./Dec.)
210 E. Live Oak St., Seguin, TX
Seguin Downtown Square
POC: **VACANT POSITION**
5. Creech Prairie Farm/Garden
1467 County Rd. 401, Floresville, TX
POC: Melinda Creech, Executive Director
Melinda@CreechPrairieRestoration.org
Robert Creech, Director rcreech@mac.com
6. Guadalupe County Demonstration Garden
1101 Elbel St., Schertz, TX
POC: Ann Odvody odvodvd@swbell.net
Volunteer days - Tues or Fri- 0800 to 1100
7. GC Fair MG Booth (2nd weekend Oct.)
950 S. Austin St., Seguin, TX - Fairgrounds Coliseum
POC: Kathleen Smith kathleensmith1214@gmail.com
8. GC Pumpkin Decorating Contest Booth (2nd weekend in Oct.) - Fairgrounds Coliseum
950 S. Austin St., Seguin, TX
POC: Pam Younger pamyounger54@gmail.com
9. GCMG Library, 210 E. Live Oak St., Seguin, TX
POC: Ernestine Sykes ejackson.svkes@gmail.com
David Koepf dhkoepf.gcmg@gmail.com & Karen Koepf
kkoepf@mac.com Volunteer day: Wed.2-4 pm
10. GCMG Parade Float
Independence Day Parade, Seguin, TX
POC: Beth Smith basmith5518@gmail.com
11. Gutierrez Garden Park
1231 Borgfeld Rd., Schertz, TX
POC: Judy Stanley jstanlev20@sabx.rr.com
Caroline Moody carolinemoody58@gmail.com
12. Kingsbury Fall Harvest Festival
MG Information Booth (Nov.)
Kingsbury, TX - POC: **VACANT POSITION**
13. LaVernia Primary School Gardens
249 FM 1346 S., LaVernia TX
POC: Kay Cover doncover6969@yahoo.com
Colleen Collier colleen1631@gmail.com
14. Marion Veteran's Memorial Park
100 W. Huebinger St., Marion, TX
POC: Carol Suchan ladvwithdonkev@yahoo.com
Anne Ottenad ron.anne.ottenad@gmail.com
15. Park West Pollinator/Waterwise Garden
600 N. Vaughn St., Seguin, TX
POC: Liz Romero fleurromero@gmail.com
16. Plant Sales - numerous ones, Spring & Fall
POC: Brenda Smith dsmith5518@gmail.com
17. GROW Team
POC: Brenda Smith dsmith5518@gmail.com
18. Polley Mansion Heritage Garden
11432 FM 539, La Vernia, TX
POC: Robin Muschalek forcexxi@yahoo.com
Keith Muschalek keith.muschalek@gmail.com
19. St. Andrew's Park
Corner of S. Crockett & Nolte St., Seguin, TX
POC: Ernestine Sykes ejackson.svkes@gmail.com
20. Schlather Park Pollinator Garden
174 Weidner Rd., Cibolo, TX
POC: Kathy Carroll kathleen_carroll@icloud.com
Volunteer days - 4th Sat of the month except Aug/Jan/Feb
21. Socials – Summer & Winter
POC: Beth Smith basmith5518@gmail.com
22. Yulefest (1st Sun. in Dec.)
GC Coliseum, Seguin, TX
POC: April Rippel adrippel@gmail.com
23. Wilson County Pub Library Outdoor Learning Space
1103 4th St., Floresville, TX
POC: Steffinie Blankenship steffinierb@gmail.com
24. Growing Futures Garden
1447 West Mill St., New Braunfels, TX 78130
POC: Benna Hunter bennahunter@gmail.com
Volunteer days – 2nd Sat of the month @0900
25. Outdoor Learning Ctr Rain Garden
1865 E. US Hwy 90, Seguin, TX
POC: Mag Holm-Roesler mrhr816@gmail.com

The editor apologizes for the above links that are not accessible by just clicking on them.

Special Volunteer Opportunities

Hello Fellow Master Gardener!

My name is Benna Hunter. I'm your 2024 Secretary for the Board of Directors and Point-of-Contact for Growing Futures Garden! I just wanted to introduce myself and this new and exciting project:

Growing Futures Garden is a new (2023) project, located behind Connections, a residential foster care center at 1447 West Mill Street in New Braunfels. The center provides housing and counseling to our Guadalupe County children, which our garden will also directly benefit. We currently have 34 raised beds built on a 60'x110' lot, with the hope of planting vegetables, fruit, herbs, flowers, native plants, and fruit trees. It's complete with swings, benches, and picnic tables! The garden will be for the children living in the residences and for the community to learn from, garden in, and just enjoy.

The next phase of this project involves putting down cardboard and mulch to cover the area between beds. We also have a few more beds to put together and fill, arched trellises to attach, as well as bird baths, houses and feeders to place. Not to mention Spring planting!

If you would like to volunteer please call or text me at the number below. Currently the workdays are sporadic and some will be added, but here are a few scheduled dates:

February 10, 9am-11am

March 9, 9am-11am

April 20, 9am-11am

May 11, 9am-11am

Please RSVP for volunteer days.

If you have any questions, please feel free to call, text or email me!

Benna Hunter

Secretary, GCMG Board of Directors

POC Growing Futures Gardens

bennahunter@gmail.com

270-860-2246



Special Volunteer Opportunities

Some of you may remember when the GCMG's used to have a mentoring program in place for students during their 4-month course. The Class Co-coordinators would like to re-implement this program for Class 39.

If a student chooses, they would be matched up with certified master gardeners that would take them under their wing, so to speak. As a mentor you would be required to form a cordial relationship with your student, introduce them to other members at meetings and events, you would answer questions about our organization, help your student meet their gardening goals, and generally make them feel welcome and secure in our unique gardening environments.

If you are interested in becoming a mentor, please read the form on the following page and contact one of the class coordinators as soon as possible. You can contact Paul Carter, Tim Steele, or April Rippel if you have any questions.

This is a great way to get volunteer hours, get to know our new students, and stay involved with our wonderful organization.

April Rippel
GCMG Class Co-coordinator
adrippel@gmail.com
(830) 433-2218

Paul Carter
GCMG Class Co-coordinator
mepcarter11@gmail.com
(830) 481-0817

Tim Steele
GCMG Class Co-coordinator
tlscowboys@hotmail.com
(210) 385-2219



Special Volunteer Opportunities

GCMG Master Gardener Student Mentoring Program

The Mentoring Program for Master Gardener Students is meant to help students feel welcome and help them maneuver through learning about the Guadalupe County Master Gardener, Inc. non-profit organization. As a student, it can be difficult for some to integrate themselves into new settings, meet new people, and adjust to volunteering in approved GCMG projects, parks, and gardens. As a mentor, you will also help the student to learn about the AgriLife Extension and the many opportunities afforded to them through the Texas Master Gardeners Association.

Guadalupe County Master Gardener Mentors agree to:

1. Get to know the student and form a cordial relationship.
2. Remind students of upcoming GCMG meetings, lectures, and events.
3. Be available at meetings and events to introduce the student to other GCMG members, and make the student feel welcome and comfortable.
4. Find out the student's goals.
 - a. Do they want to get involved with the GCMG's organization by volunteering?
 - b. Do they only want to learn about gardening for their personal/home purposes?
 - c. Other (i.e. To teach gardening at a school?)
5. Inform students about the Guadalupe County Master Gardeners organizational structure.
 - a. Ways that the student can get involved with the organization:
 - i. Volunteering at parks, gardens, and for projects
 - ii. Serving on Committees
 - iii. Serving on the Board of Directors
 - iv. Speaking at events/schools/other organizations
6. Refer students to POCs/Coordinators with projects/parks/gardens that match the student's interest(s) and goals.
7. Have open communication with the student and be available to answer questions.
8. Provide resource information to the student when relevant.
9. Keep MG Class Coordinators informed of the student's goals, progress, and/or issues if applicable.

Certified Master Gardener/Mentor: _____

Student to be mentored: _____ Class # _____

Date: _____

Special Volunteer Opportunities

Communications Director

"Communications Director-Vacant. If interested, please contact Sarah Puckett at sparrowpuckett@gmail.com. More details to come."

Speaker's Bureau

We improve the lives of Texans through education by delivering innovative science-based solutions that teach people how to improve horticultural practices and food production, to protect the environment, to strengthen our communities, and enrich our youth. I am looking for individuals who are interested in becoming a part of the Speakers Bureau. If you are Interested and willing to disseminate research-based horticulture information to the public, **please contact William "Bill" Nodine @ william.nodine@att.net**.

Team Leader in Charge of Recruiting

The GCMG Class Coordinator is looking for a volunteer to be the Team Leader in charge of recruiting. Responsibilities include passing out class flyers and applications to the public, posting flyers throughout Seguin, working with the Publicity Director to get advertisements put in local papers, and helping the other Team Leaders recruit volunteers.

If you are interested or would like more information, please contact Paul Carter at 830-481-0817 or mepcarter11@gmail.com. If no answer, please leave a message and your call will be returned.

Filming Volunteer

Wanted: volunteers who are interested in recording Continuing Education presentations and membership meetings.

If you have photography or any camcorder experience, please contact Denise Leverich at (210) 241-7893 or email (dleverich965@gmail.com).

Volunteer Opportunities

Please check with the listed point of contact before showing up. Times and days may change at any time due to a number of reasons.

At Your Convenience:

- **Schertz** – Gutierrez Garden Park, 1231 Borgfeld Rd. Contact Judy Stanley at 830-765-4613 or jstanley20@satx.rr.com for further information. (Always needs work)
- **Seguin** – Rain Garden at the Irma Lewis Seguin Outdoor Learning Center, 1865 E US Highway 90 (just past the Geronimo Creek bridge east of town on HW 90). Contact Mag Holm-Roesler at mrhr816@gmail.com or 512-656-2360 to discuss what needs to be done.
- **Seguin** — Park West Pollinator Garden, 600 Block of North Vaughn Ave. Maintenance of the pollinator garden and care of new plants. Bring gardening tools, water, hat, sunscreen, insect spray and wear appropriate gardening shoes. Fall hours are Mondays from 9:30 a.m. until 11:30 a.m. Contact Liz Romero, fleurromero@gmail.com

Volunteer Opportunities

Scheduled Workday on Monday:

•**Marion** - Marion Veterans Community Garden. Contact Carol Suchan at 210-870-4880, or email her at ladywithdonkey@yahoo.com or Anne Ottenad at 210-860-3636 or email her at Ron.anne.ottenad@Gmail.com. This is an open park and always needs weeds pulled. Once you know what needs to be done, you would be able to work any time or day that is convenient for your schedule. The park is located at 100 W Huebinger St. in Marion.

Scheduled Workdays on Tuesdays & Fridays:

•**Schertz** - Guadalupe County Demonstration Garden, 1101 Elbel Road, behind the County Annex Building. Start time is 8:00 a.m. Check with Ann Odvody at odvodyd@swbell.net or 210-994-9664. (Need lots of help right now.)

Scheduled Workdays on Wednesdays:

•**Seguin** - MG Office/Library/Seed Exchange, 210 E Live Oak, is open from 2:00 p.m. to 4:00 p.m. Volunteers are always needed. Contact Ernestine Sykes at ejackson.sykes@gmail.com or 210-544-0756. The office number is 830-379-1972.

•**Seguin** - St Andrew's Community Garden, located at the corner of Nolte and Crocket Street. Every Wednesday at 9:00 a.m. to weed, plant and edge. Please contact Ernestine Sykes at ejackson.sykes@gmail.com or 210-544-0756.

Volunteer Opportunities

Scheduled Workdays on Fridays:

- **Seguin** — Big Red Barn Gardens, 390 Cordova Road. Start time is 7:30 a.m. for the summer hours and 8:15 a.m. for the winter hours. Check with Janice Knobles at 210-275-4402 or e-mail jmknobles@yahoo.com

Special Help Needed Tuesdays and Thursdays

- **Schertz**—Gutierrez Park 1231 Borgfeld Rd, Schertz, TX. Times vary. Help needed with watering in the a.m. and p.m. on Tuesdays and Thursdays. For more information or details, contact Judy Stanley at jstanley20@satx.rr.com or call her at (830) 765-4613.

Saturday Opportunity

- **Cibolo**— Schlather Pollinator Park, 174 Weidner Road. If you are interested in weeding, the park is open and you are able to weed and clean up anytime that you are available. Kathy will be back at the park at 9:00 a.m., on the fourth Saturday of every month starting in September. Please bring gloves and your weeder of choice. Please contact Kathy Carroll at kathleen_carroll@icloud.com or 210-793-1616 if you have any questions.

Monday thru Friday Opportunities

- **Floresville**—Creech Prairie Farm, 1467 County Road 401. Please email for an appointment: Robert Creech at Robert@Creechprairiesrestoration.org or Melinda Creech at Melinda@Creechprairiesrestoration.org



WE SHOW WHAT WE GROW & WE SHARE WHAT WE KNOW



Guadalupe County Master Gardeners, Inc.

210 East Live Oak St.

Seguin, TX 78155

Guadalupe County Master Gardeners <http://www.guadalupecountymastergardeners.org>, or
<https://gcmgtx.org/> 830-379-1972 Ext 210

Guadalupe County Texas A&M AgriLife Extension <http://guadalupe.agrilife.org/> 830-379-1972

Texas Master Gardeners <http://txmg.org>

GCMG Officers & Board of Directors 2024

Sarah Puckett-President

Mark "Bo" Bollinger-Past President

Beth Smith-President Elect

Wendy Salazar-Vice President

Benna Hunter-Secretary

Clarie Huebinger-Treasurer

Vacant-Communications Director

Denise Leverich-Membership Director

William "Bill" Nodine-Education Director

Maria Dykes-Volunteer Director

Travis Franke -AgriLife Agent MG Coordinator

Reference to commercial products or trade names is made with the understanding that no discrimination by the Master Gardeners is implied, and no endorsement by the Master Gardeners is implied.

The members of Texas A&M AgriLife will provide equal opportunities in programs and activities, education, and employment to all persons regardless of race, color, sex, religion, national origin, age, disability, genetic information, veteran status, sexual orientation or gender identity and will strive to achieve full and equal employment opportunity throughout Texas A&M AgriLife.

Melinda J Lucas, Editor MelJLucas78218@Gmail.com

REMINDER

If anyone needs a card from the organization for an illness or a loss of a family member, send an email to: GCMGTX@gmail.com.

Newsletter Staff

Editor - Melinda J Lucas

Proofreaders- Mary Miller, David & Karen Koepp & Denise Leverich



Members in Service

Texas Master Gardener Association Directors

Two Year Term (2024-2025) April Rippel, Alternate – Beth Smith

One Year Term (2024) Karen Koepp, Alternate – David Koepp

Speakers Bureau Team– William “Bill” Nodine (P.O.C.), Beth Smith & Karen Brkich

Guadalupe Co. Community Garden - Dale & Ann Odvody

Master Gardener Office/Library - Ernestine Sykes

Refreshment Coordinator - Kathleen Smith

Plant Sales - Beth Smith

Big Red Barn - Janice Knobles

Gutierrez Garden Park - Doris Greenstreet & Judy Stanley

2023 County Fair - Kathleen Smith

Facebook Administrator - Kathy Adams

Christmas Tree Decorating - Ernestine Sykes

Newsletter Editor - Melinda J Lucas

Web Content Masters - Frank K. Rippel & David Koepp

GCMG Class Coordinator – Paul Carter, Tim Steele & April Rippel